

Europe's First Bitcoin Treasury Company

Madrid Bitcoin Summit – May 12, 2026

 \$ALCPB

 \$CPTLF

 \$CALCPB

DISCLAIMER & RISK FACTORS

This document does not constitute an offer to sell or a solicitation to purchase securities in any jurisdiction. It may not be regarded as an offer, solicitation, or sale in any jurisdiction where such an offer, solicitation, or sale would be unlawful before registration or certification under the local regulations.

The information provided in this presentation includes forward-looking statements. Forward-looking statements involve various known and unknown risks and uncertainties, which may cause actual results to differ significantly from those expressed or implied in such statements.

The Company reminds that the risk factors related to its business are detailed in its 2025 annual report, available for free on the Company's website: <https://cptlb.com/investors/news-financial-information/>

The realization of all or part of these risks could negatively impact the Company's operations, financial position, results, development, or outlook.

IMPORTANT INFORMATION ABOUT **BTC** KPIs

Capital B uses 'BTC Yield', 'BTC Gain' and 'BTC € Gain' as Key Performance Indicators (KPIs) to monitor its Bitcoin Treasury Company strategy.

These indicators illustrate the manner in which the Company finances the acquisition of bitcoin in a given period:

- 'BTC Yield' reflects the percentage change in the ratio of Total BTC Holdings to Fully Diluted Shares outstanding over a given period;
- 'BTC Gain' represents the number of BTC held by the Company at the beginning of a period multiplied by the 'BTC Yield' for such period; and
- 'BTC € Gain' represents the euro value of the 'BTC Gain' calculated by multiplying the 'BTC Gain' by the period's reference price.

These indicators will be communicated periodically by the Company as part of its Bitcoin Treasury Company strategy, notably on a half-yearly and annual basis.

When the Company uses these KPIs, it also takes into account the various limitations of these metrics, including that they do not take into account debt and other liabilities and claims on company assets that would be senior to common equity, and that these indicators assume that all indebtedness will be refinanced or, in the case of the Company's (or its subsidiaries') convertible debt instruments, converted into shares of common stock in accordance with their respective terms.

Additionally, 'BTC Yield' is not, and should not be understood as, an operating performance measure or a financial or liquidity measure. In particular, 'BTC Yield' is not equivalent to "yield" in the traditional financial context. It is not a measure of the return on investment the Company's shareholders may have achieved historically or can achieve in the future by purchasing stock of the Company, or a measure of income generated by the Company's operations or its bitcoin holdings, return on investment on its bitcoin holdings, or any other similar financial measure of the performance of its business or assets. 'BTC Gain' and 'BTC € Gain' are not, and should not be understood as, operating performance measures or financial or liquidity measures. In particular, 'BTC Gain' and 'BTC € Gain' are not equivalent to "gain" in the traditional financial context. They also are not measures of the return on investment the Company's shareholders may have achieved historically or can achieve in the future by purchasing stock of the Company, or measures of income generated by the Company's operations or its bitcoin holdings, return on investment on its bitcoin holdings, or any other similar financial measure of the performance of its business or assets. It should also be understood that 'BTC € Gain' does not represent a fair value gain of the Company's bitcoin holdings, and 'BTC € Gain' may be positive during periods when the Company has incurred fair value losses on its bitcoin holdings.

The trading price of the Company's common stock depends on numerous factors in addition to the quantity of bitcoins the Company holds and number of actual or potential shares of its stock outstanding, and as a result, the market value of the Company's shares may trade at a discount or a premium relative to the market value of the bitcoin the Company holds, and neither 'BTC Yield', 'BTC Gain' nor 'BTC € Gain' are indicative or predictive of the trading price of the Company's securities.

As noted above, these KPIs are narrow in their purpose and are used by the Company to assist it in assessing the use of the equity capital, as it pertains to its bitcoin holdings only.

The Company's ability to achieve positive 'BTC Yield', 'BTC Gain', or 'BTC € Gain' may depend on a variety of factors, including its ability to generate profits in excess of its fixed charges and other expenses, as well as factors outside of its control, such as the price of bitcoin, and the availability of financing on favorable terms. Past performance is not indicative of future results.

The presentation of these KPIs does not imply any intention to pay dividends on its common shares in the future. Holding the Company's common shares does not equate to direct ownership of the Bitcoin held by the Company. Investors should rely on the financial statements and other disclosures by the Company. These KPIs are only intended as supplemental metrics for those who understand their purpose and limitations, not as replacements for traditional financial analysis.

CAPITAL B IS THE LEADING BITCOIN TREASURY COMPANY IN EUROPE

#1

BTC Company
in Europe

#1

Stock Turnover
on Euronext Growth

1,687%

BTC Yield Achieved
in FY25-26

₿2,943

Held in Treasury

357%

Growth since
₿ Standard

+€280 M

Raised to date

→ Capital B is **accelerating retail and institutional Bitcoin adoption in Europe**

Note: BTC Yield = percentage change in the ratio of Total BTC Holdings to Fully Diluted Shares outstanding over a given period
Capital B is Europe's first Bitcoin Treasury Company, defined as a publicly listed company focused on increasing the number of bitcoin per fully diluted share over time
Copyright © 2026 Capital B. All Rights Reserved.

EXPERT LEADERSHIP TEAM AND RENOWNED STRATEGIC INVESTORS

LEADERSHIP TEAM



**Jean-François
Descaves**
CHAIRMAN OF THE BOARD



**Ludovic
Chechin-Laurans**
BOARD MEMBER



**Jean-Philippe
Casadepax-Soulet**
BOARD MEMBER
CHIEF EXECUTIVE OFFICER



**Alexandre
Laizet**
BOARD MEMBER
DIRECTOR OF BITCOIN STRATEGY

STRATEGIC INVESTORS



Adam Back
CEO of Blockstream



Yves Chouefaty
President Founder at TOBAM

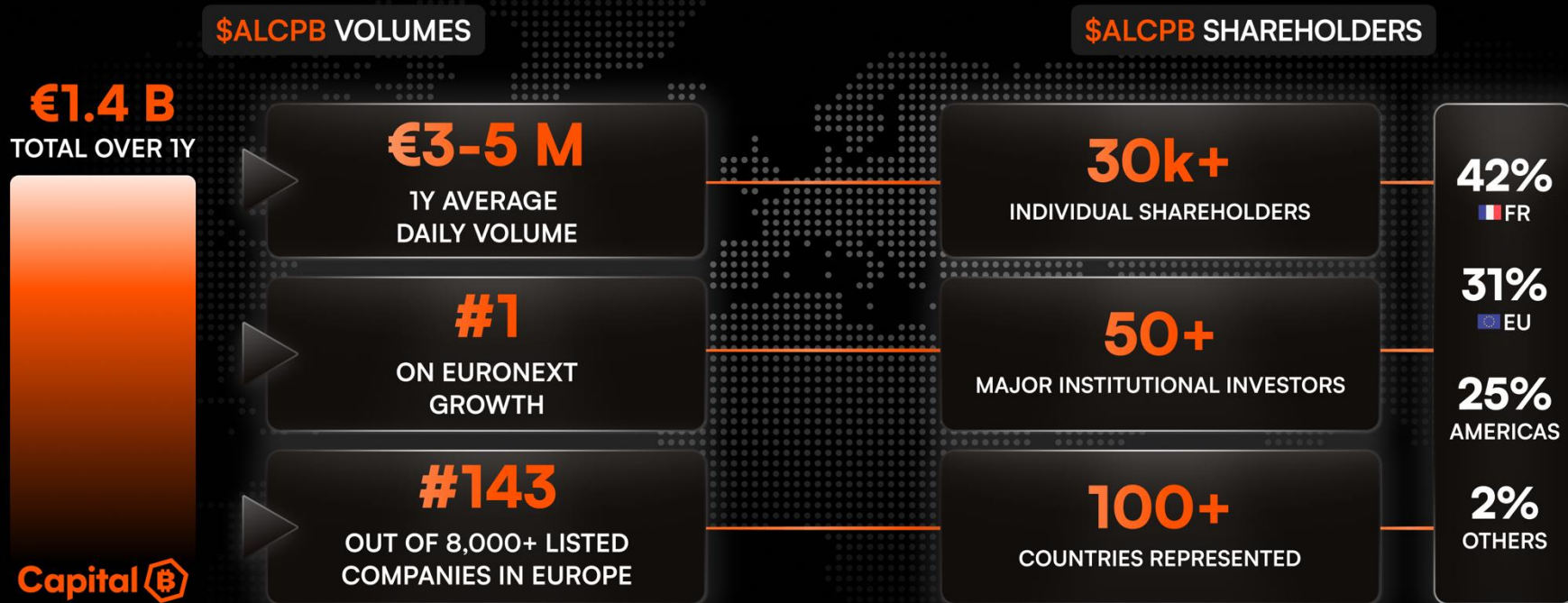


tobam*

UTXO

→ Capital B has one of the **strongest track records in the industry**

CAPITAL B IS THE FIRST AND LARGEST DIGITAL CREDIT ISSUER IN EUROPE



→ Capital B has the strongest Bitcoin Treasury Company shareholder base in Europe

DIGITAL CAPITAL OUTPERFORMS TRADITIONAL CAPITAL



→ Bitcoin is digital capital growing by +60% annually over 10 years

Source: Bloomberg

Copyright © 2026 Capital B. All Rights Reserved.

BITCOIN 4-YEAR MOVING AVERAGE IS GROWING BY 20X OVER 8 YEARS

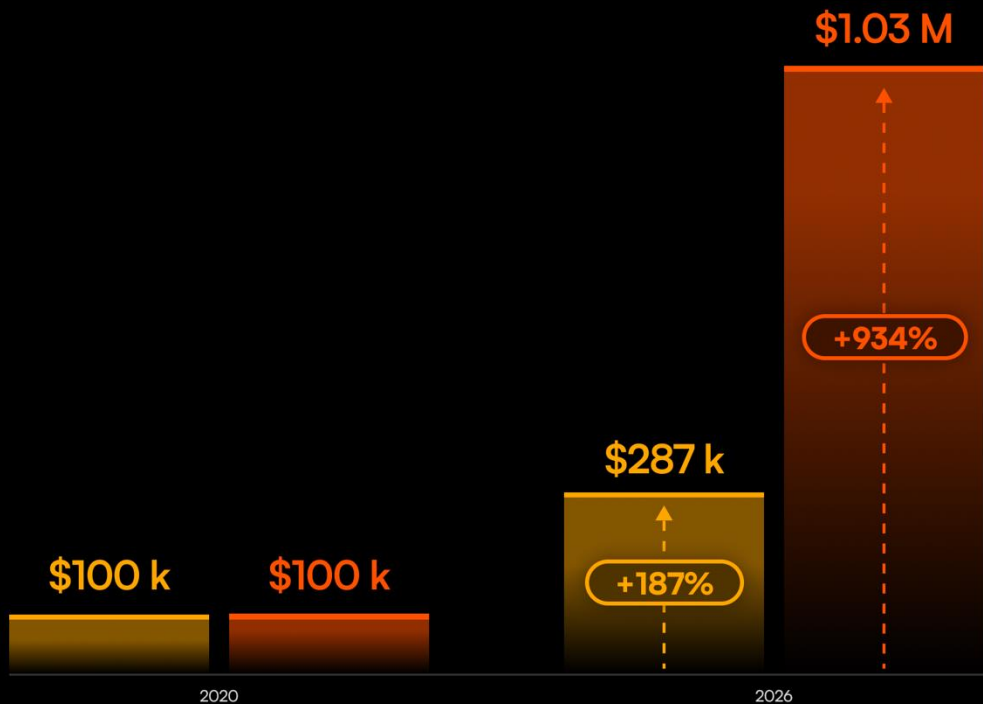


→ Bitcoin has emerged as **the best long-term store of value for the digital era**

Source: Tradingview, Yahoo Finance, Boursorama.com, Btbo, Glassnode, investing.com

Copyright © 2026 Capital B. All Rights Reserved.

BITCOIN IS HEADING TOWARDS THE MARKET CAPITALIZATION OF GOLD



\$100k invested from April 21, 2020, to April 21, 2026.

■ Gold Performance ■ BTC Performance

Gold Market Capitalization

	\$16T	\$32T	\$48T	\$64T	\$80T	\$96T
25%	\$0.2M	\$0.4M	\$0.7M	\$0.9M	\$1.1M	\$1.3M
50%	\$0.4M	\$0.9M	\$1.3M	\$1.8M	\$2.2M	\$2.7M
75%	\$0.7M	\$1.3M	\$2.0M	\$2.7M	\$3.3M	\$4.0M
100%	\$0.9M	\$1.8M	\$2.7M	\$3.6M	\$4.5M	\$5.4M
150%	\$1.3M	\$2.7M	\$4.0M	\$5.4M	\$6.7M	\$8.0M
175%	\$1.6M	\$3.1M	\$4.7M	\$6.2M	\$7.8M	\$9.4M

BTC/Gold Parity

BTC PRICE POTENTIAL (\$M)

→ Bitcoin could reach **\$1-3M+** over 10 years with a **30-60% CAGR**

Source: MacroMicro, Companiesmarket.com, Company projections, Bloomberg

Copyright @ 2026 Capital B. All Rights Reserved.

BITCOIN'S HIGH VOLATILITY PROVIDES **ASYMETRICAL UPSIDE OPPORTUNITY**



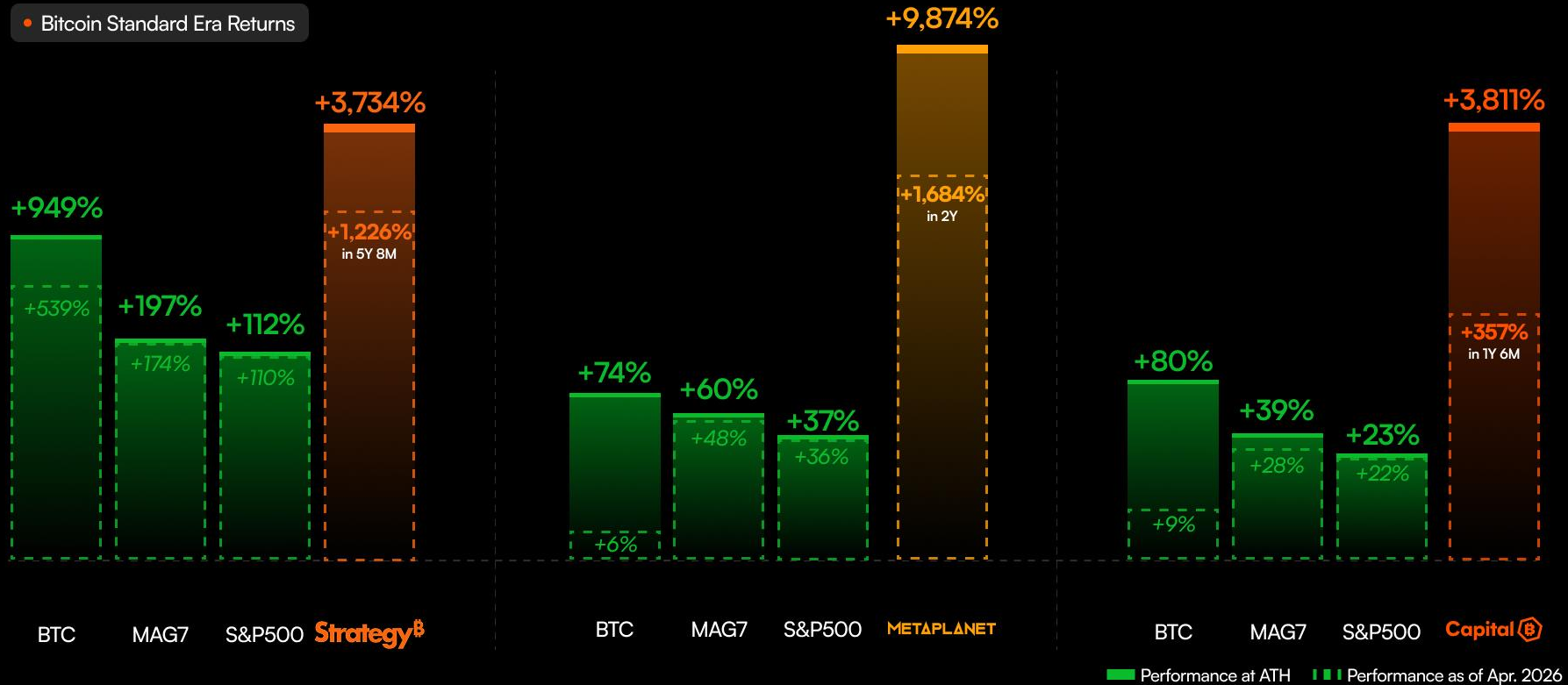
→ Bitcoin has historically **increased by 8-90x** compared to its previous lows

Source: Bloomberg

Copyright © 2026 Capital B. All Rights Reserved.

BITCOIN TREASURY COMPANIES OUTPERFORM BITCOIN

• Bitcoin Standard Era Returns

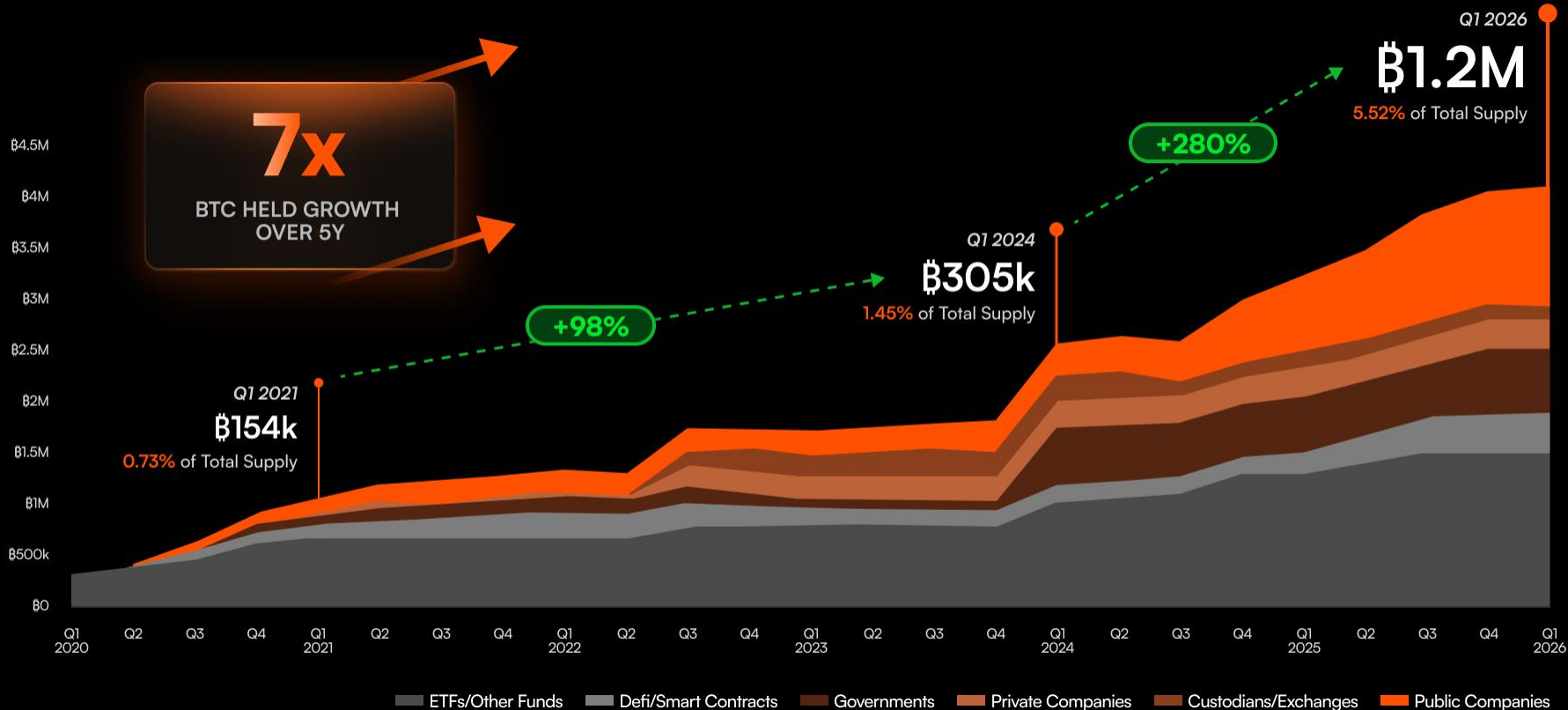


→ Over time, Bitcoin Treasury Companies significantly outperform all other asset classes

Note: Performance since respective Bitcoin Treasury Company strategy adoption

Copyright © 2026 Capital B. All Rights Reserved.

PUBLICLY LISTED COMPANIES ALREADY OWN +5% OF ALL BTC

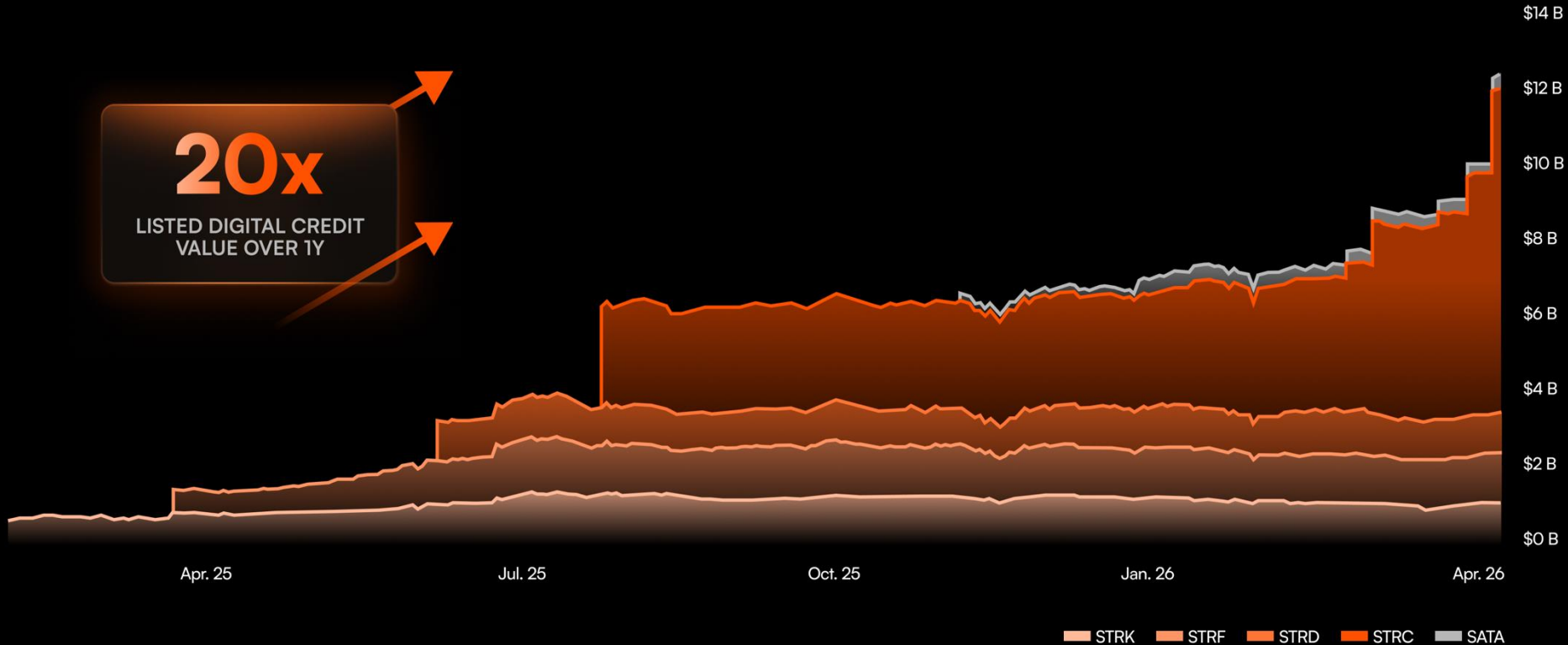


→ Bitcoin Treasury Companies are **Bitcoin accumulation machines**

Source: bitcointreasuries.net

Copyright © 2026 Capital B. All Rights Reserved.

BITCOIN TREASURY COMPANIES AMPLIFY BTC WITH DIGITAL CREDIT



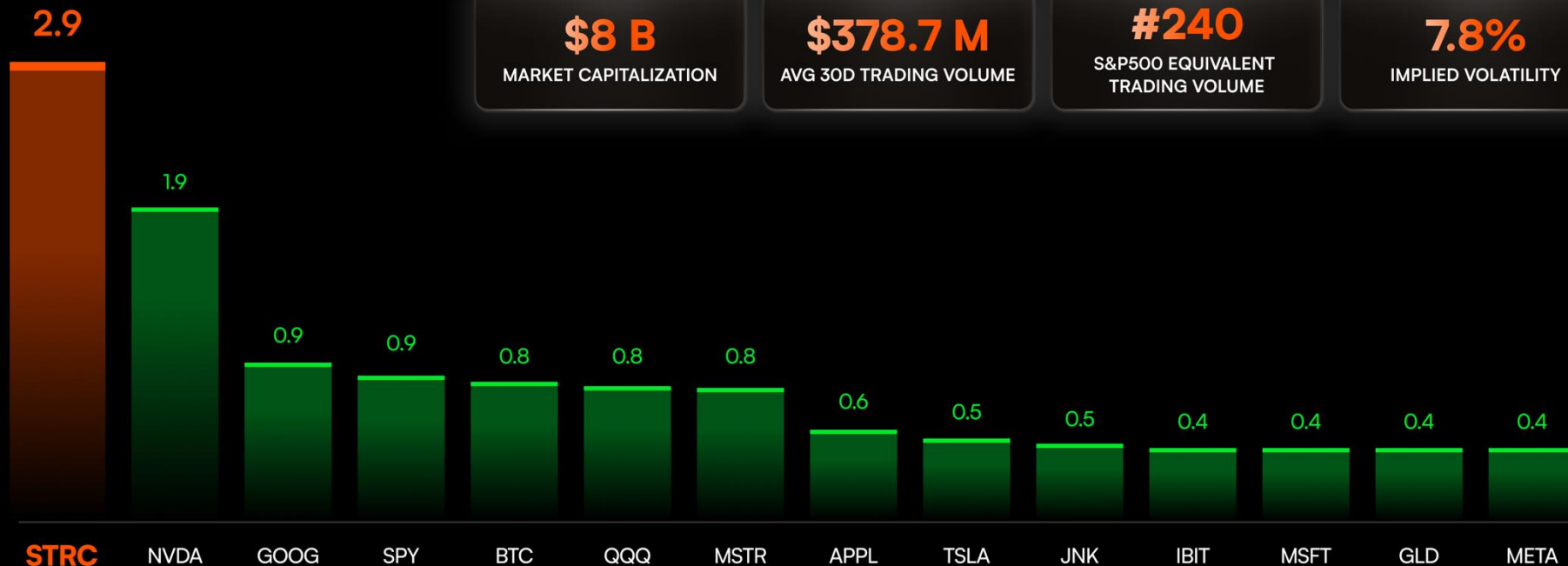
→ Listed digital credit outperforms traditional credit with **higher returns backed by digital capital**

Note: Market capitalization of listed digital credit instruments with active trading

Copyright © 2026 Capital B. All Rights Reserved.

DIGITAL CREDIT IS REPRICING RISK IN THE DIGITAL CAPITAL MARKETS ERA

Sharpe Ratio



\$STRC Key Indicators

\$8 B
MARKET CAPITALIZATION

\$378.7 M
AVG 30D TRADING VOLUME

#240
S&P500 EQUIVALENT
TRADING VOLUME

7.8%
IMPLIED VOLATILITY

→ **STRC outperforms the best risk-adjusted returns by 2-7x**

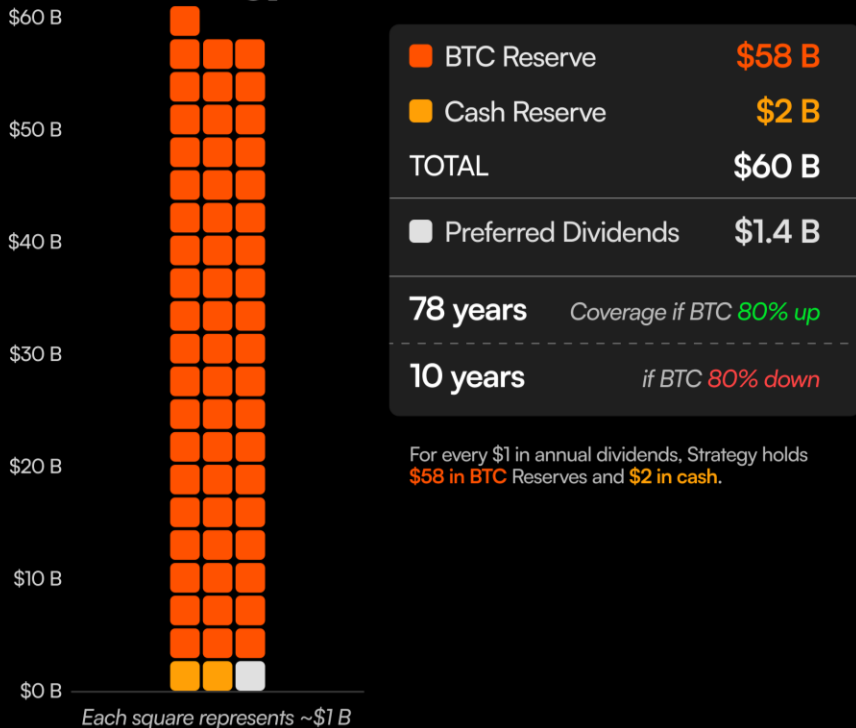
Note: With respect to credit instruments, 30D Sharpe is calculated as (Effective Yield - Risk-Free Rate) / Hist Volatility (30D).

With respect to equity instruments, BSE Sharpe is calculated as (BSE Annualized Return - Risk-Free Rate) / Hist Volatility (1Y). BSE Sharpe reflects long-term realized performance, while 30D Sharpe reflects forward-looking yield relative to recent volatility.

Copyright © 2026 Capital B. All Rights Reserved.

DIGITAL CREDIT OFFERS SUPERIOR RETURNS WITH SUPERIOR COLLATERAL

Strategy[₿]



Benchmark Cash Dividend Coverage Ratio



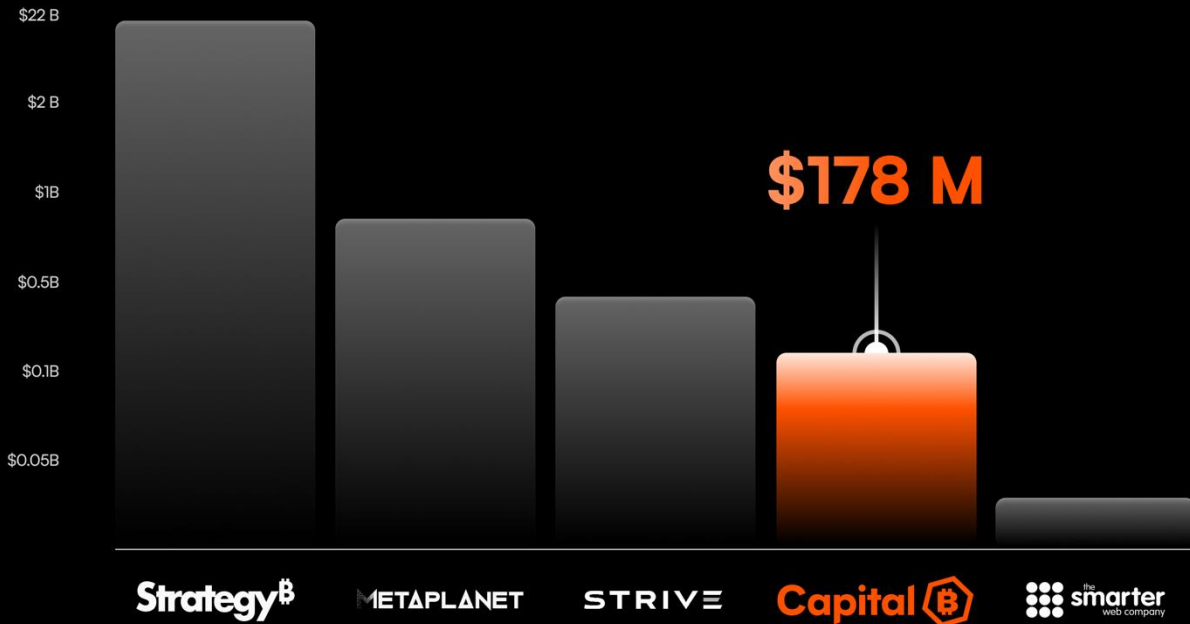
→ Digital Credit offers 3-11x more coverage than leading benchmark

Note: For illustrative purposes only. Assumption of \$75,000 BTC price. Annual dividends as of April 21, 2026. Benchmark Cash Dividend Coverage ratio = (Cash + Marketable securities) / Yearly Dividends

Copyright © 2026 Capital B. All Rights Reserved.

CAPITAL B IS THE #1 DIGITAL CREDIT ISSUER IN EUROPE

Digital Credit Issuers



Capital 

33.61%

DIGITAL CREDIT
AMPLIFICATION

0%

FIAT CREDIT
LEVERAGE

→ Capital B is the #4 largest digital credit issuer in the world

Note: Digital Credit includes BTC-backed / denominated credit instruments

Copyright © 2026 Capital B. All Rights Reserved.

CAPITAL B BTC CONVERTIBLE BONDS SUMMARY

Operation	Issuance	Maturity	Coupon	Premium	Conversion price	Issued bonds	Converted	Outstanding <€1	Outstanding >€1
OCA A01 & B01	04/2025	04/2030	0%	30%	€0.5440	49 584 905	35 389 553	14 195 352	0
OCA A-02	05/2025	05/2030	0%	30%	€0.7072	1 500 000	1 500 000	0	0
OCA B-02-1	06/2025	06/2030	0%	30%	€0.7072	12 146 942	12 146 942	0	0
OCA B-02-2	06/2025	06/2030	0%	30%	€0.7072	55 279 428	0	55 279 428	0
OCA A-03	06/2025	06/2030	0%	30%	€3.1200	6 000 000	0	0	6 000 000
OCA B-03	06/2025	06/2030	0%	30%	€3.8090	4 610 177	0	0	4 610 177
OCA B-02-3	07/2025	07/2030	0%	30%	€0.7072	2 420 430	2 420 430	0	0
OCA B-02-4	07/2025	07/2030	0%	30%	€0.7072	3 030 557	3 030 557	0	0
OCA A-04	07/2025	07/2030	0%	30%	€2.5900	5 000 000	0	0	5 000 000
OCA B-04	07/2025	07/2030	0%	30%	€5.1740	5 045 020	0	0	5 045 020
OCA A-05	08/2025	08/2030	0%	30%	€1.8300	6 500 000	0	0	6 500 000
TOTAL						151 117 459	54 487 482	69 474 780	27 155 197

36%

46%

18%

€1,594
ACQUIRED THROUGH
CONVERTIBLES

54% of all BTC acquired

€1,317
CONVERTED
OR <€1

83% of BTC acquired
with Convertibles

CAPITAL B IS ACCELERATING ITS **DIGITAL CREDIT LEADERSHIP IN EUROPE**

POTENTIAL

Perpetual Digital Credit

Other Equity-Linked Instruments

Public offerings

ATM-type capital increases

Call option instruments

Share subscription warrants

Bitcoin convertible bonds

Equity in private placement

STARTED



Maximize BTC YIELD

Increasing the number of BTC per fully diluted share over time.

→ Capital B has developed a **wide range of instruments to maximize BTC Yield over time**

CAPITAL B HAS ACQUIRED **€2,943** SINCE ADOPTION OF A **€** STANDARD



→ The strategy is to accumulate the most **€** in the fastest and most accretive way possible

CAPITAL B IS LASER-FOCUSED ON INCREASING BITCOIN PER SHARE



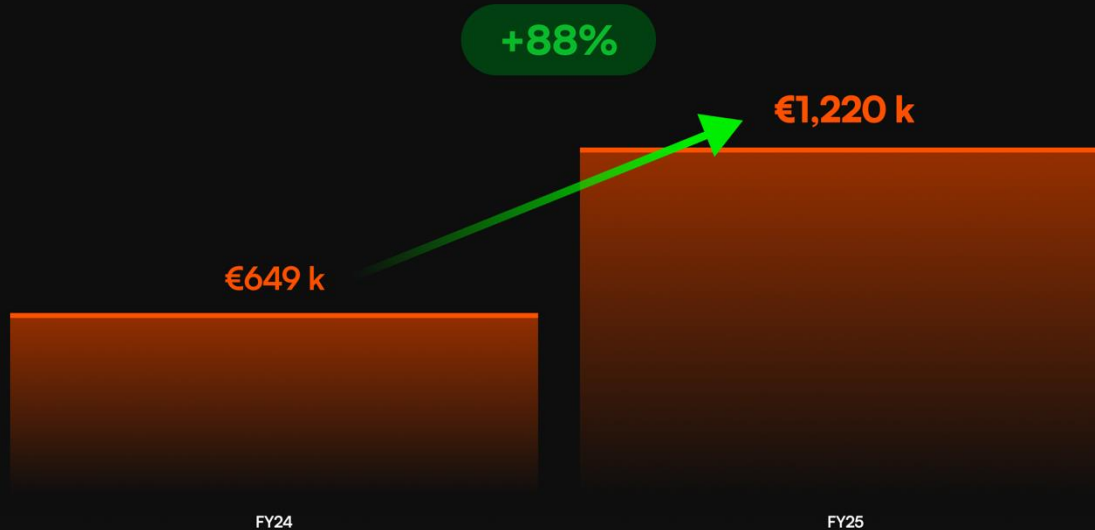
→ Capital B has consistently increased and multiplied Bitcoin per fully diluted share by 43x

Note: BTC share parity (BSE): number of ALCPB shares for 1 BTC on November 5, 2024, multiplied by the fiat value of sats per fully diluted shares (mNAV 1).

Copyright © 2026 Capital B. All Rights Reserved.

CAPITAL B OPERATIONAL PROFITABILITY

OPERATIONAL EBITDA*



TECHNOLOGY CONSULTING ACTIVITIES




→ Capital B operational activities are **generating a positive, increasing EBITDA**

* This data has not been subject to financial audit and should be taken as indicative only

Copyright © 2026 Capital B. All Rights Reserved.

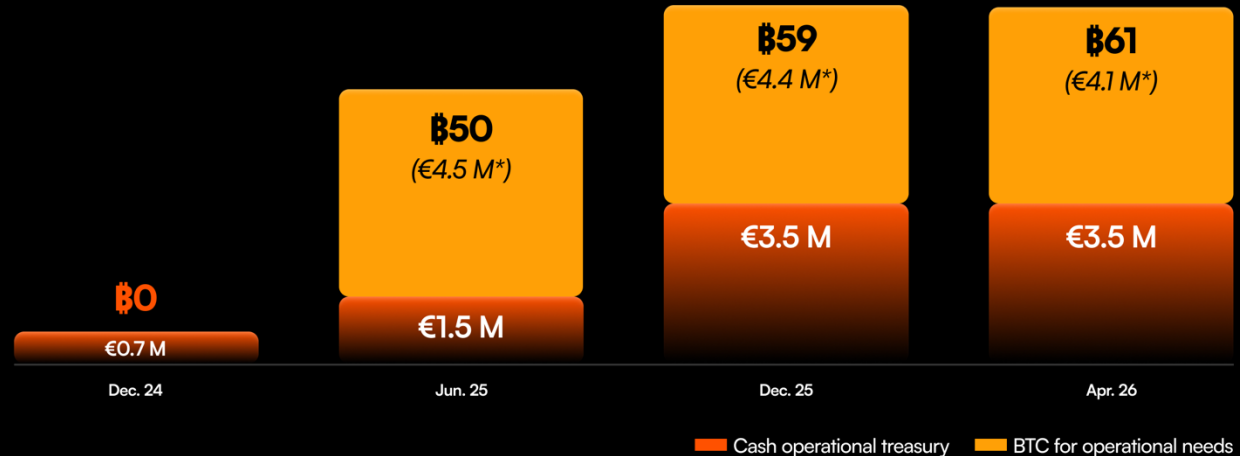
CAPITAL B BTCTC OPERATING COSTS AND OPERATIONAL TREASURY

BTCTC OPERATING COSTS*



GROUP OPERATIONAL TREASURY & BTC FOR OPERATIONAL NEEDS

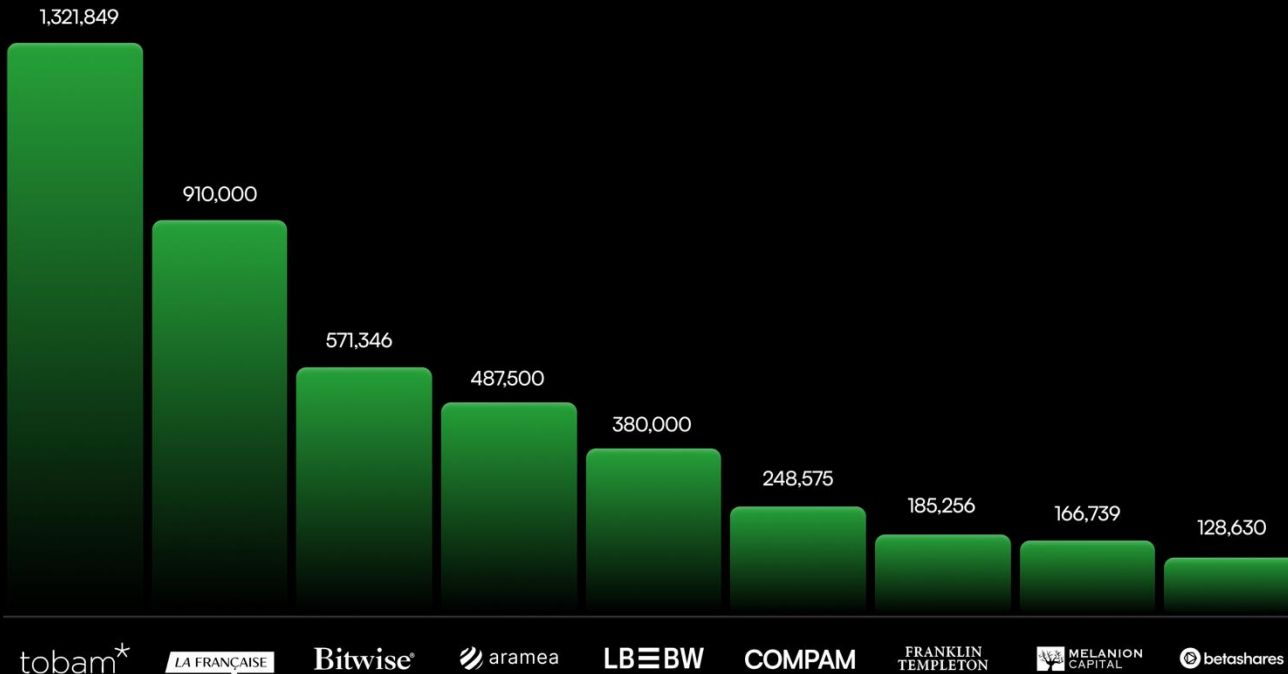
+€2.8 M | +฿61



→ Capital B operational cash and BTC represent **€7.6M, 1.85x annual BTCTC costs of €4.1M (FY25)**

* Operational data has not been subject to financial audit and should be taken as indicative only
 BTC for operational needs valuation estimates based on the number of BTC held by the Company for operational needs, valued on the basis of period's closing BTC price
 Copyright © 2026 Capital B. All Rights Reserved.

WE AMPLIFY EUROPEAN INSTITUTIONAL FLOWS



14+
FUNDS

20+
INDICES

Euronext
 Melanion Capital
 Solactive
 MSCI

4.5M+
ALCPB SHARES INCLUDED

→ Capital B is leading the formation of European Bitcoin Capital Markets

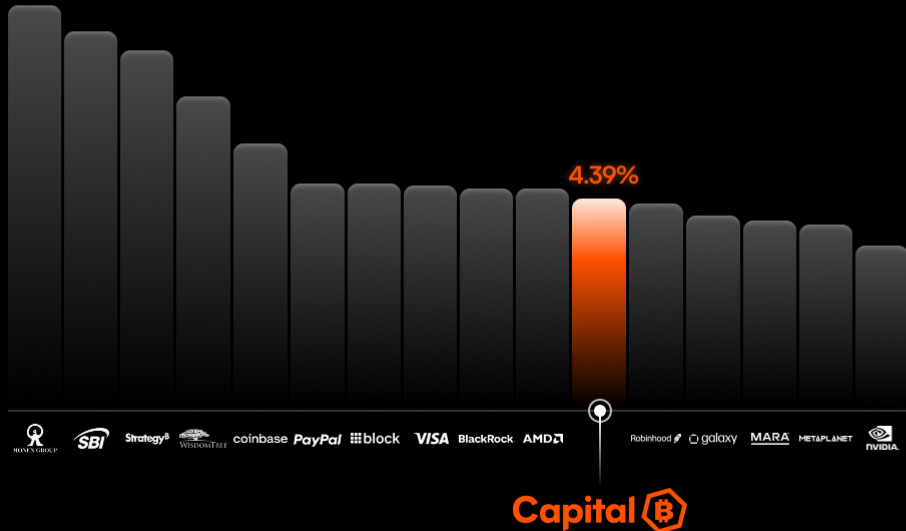
Source: Bloomberg – declared exposure only

Copyright © 2026 Capital B. All Rights Reserved.

WE DRIVE INSTITUTIONAL BITCOIN ADOPTION IN EUROPE

LIFE INSURANCE INFLOWS

Through TOBAM MOST DIVERSIFIED PORTFOLIO SICAV



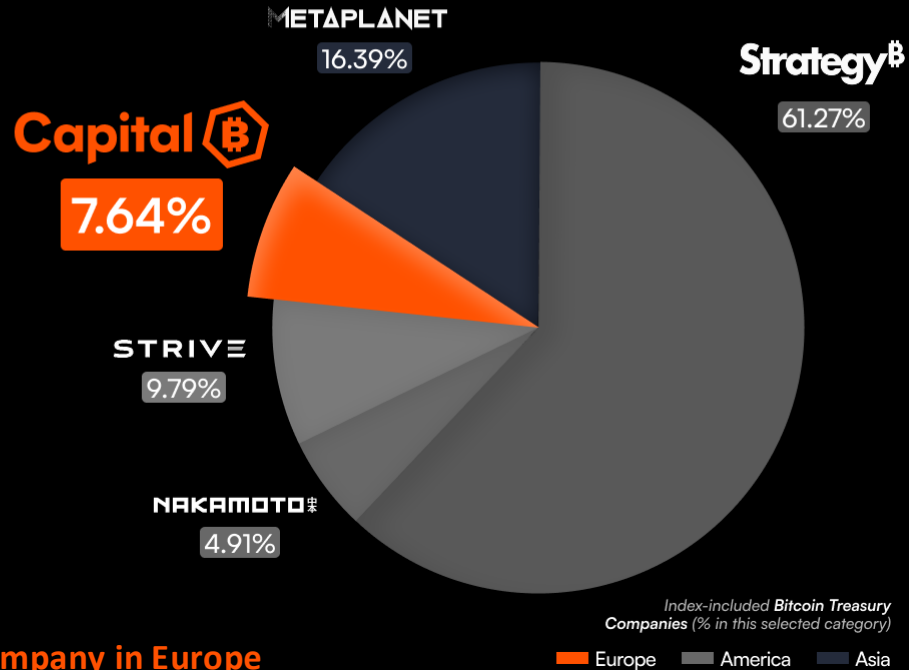
→ Capital B is the reference institutional Bitcoin Treasury Company in Europe

Source: Bloomberg


Copyright © 2026 Capital B. All Rights Reserved.

GLOBAL EQUITY INFLOWS

Through Bitwise Bitcoin Standard Corporations ETF



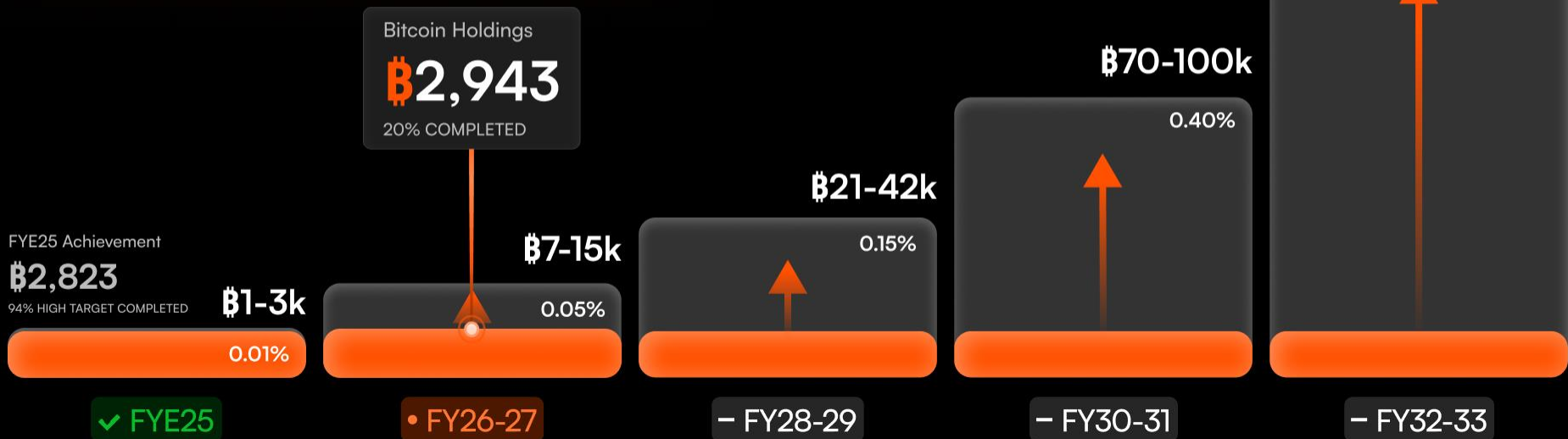
EUROPE IS #2 LARGEST CREDIT MARKET IN THE WORLD, FRANCE #1 IN EUROPE



→ Capital B has the potential to raise €100B by 2033 and consolidate its digital credit leadership in Europe

CAPITAL B AMBITIONS TO ACCUMULATE 1% OF TOTAL BTC SUPPLY OVER 8Y

8Y ACCUMULATION PLAN TO OWN 1% OF TOTAL BTC SUPPLY



→ Capital B could become Europe's largest publicly traded corporation

If BTC reaches €1-2 million per bitcoin by 2033-35, Capital B's potential Total BTC Net Asset Value for 210k could represent €210-420 billion

Copyright © 2026 Capital B. All Rights Reserved.

